

# Paychex Online Registration

**Getting started with Paychex® Online is easy!** This learning aid guides you through the self-registration process and is a complement to the *Paychex Online Registration Tutorial*. Refer to the tutorial to see the process in action.

**i Important!** Before self-registering, please contact your account administrator to ensure the registration setup process has been completed for your company.

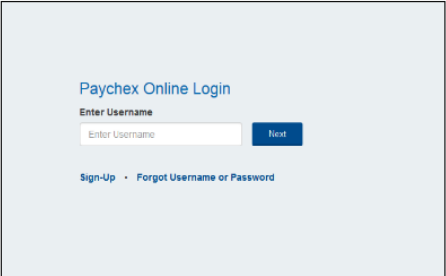
## Sign-Up

Follow these steps to sign up for Paychex Online.

**Step 1:** Go to [www.paychexonline.com](http://www.paychexonline.com).

**Step 2:** Click **Sign-Up**.

**Important!** You must have a valid and unique email address to register for Paychex Online. If you don't have an email account, consider creating a free one using an email provider.



## Personal Information

**i Important!** Paychex Online requires Adobe® Flash® Player version 10.1 or higher. If needed, you may download the latest version at <http://get.adobe.com/flashplayer>

Complete the Personal Information page.

**Step 1:** Enter the requested personal information.

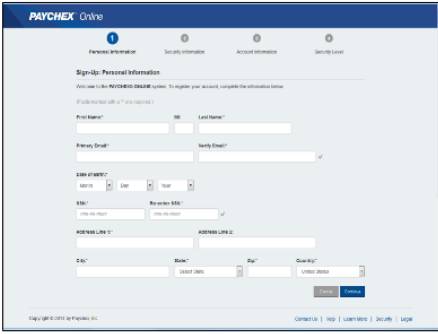
The Warnings & Errors message will display if a required field is left blank.

**Step 2:** Click **Continue**.

Make sure you have accurate information when setting up a new account, such as full name and SSN. We need this information to verify your identity. Do not enter false or temporary information.

**Important!** If you're already registered as an online user, do not register again. You can request access to multiple accounts from within the Paychex Online application.

Hover your cursor over a field in the image below to view an enlarged image.



# Security Information

Select four different Security Questions and provide unique answers for each question.

*Hover your cursor over a field in the image below to view an enlarged image.*

# Account Information

Follow these steps to complete the Account Information page.

**Step 1:** Enter the requested account information.

**Step 2:** Click **Continue**.

Below are a few things to consider:

- Username has to be unique.
- Upon completion of the registration process, you'll automatically be granted access to the services your company subscribes to.
- Completing the registration process does not give you access to company services (i.e., Payroll, Reporting). Only administrators can grant these type of access rights.
- Hover your mouse over the question mark for an explanation of what's required for each field.
- This is a secure site. Paychex does not share your information.

*Hover your cursor over a field in the image below to view an enlarged image.*

## Employee Log-In

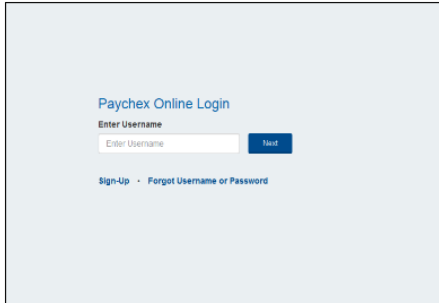
Once the registration process is complete, you will automatically be logged in to the application.

If you're an employee-level user, follow these steps the next time you log in to Paychex Online.

**Step 1:** Go to [www.paychexonline.com](http://www.paychexonline.com).

**Step 2:** Enter the Username and Password and click **Next**.

Click **Forgot Username or Password** if you forget your password or username.



## Need Assistance?

Please contact your client administrator for assistance with registering for and accessing Paychex Online.

For information on a certain Paychex Online application, click the Learn More link, located on the bottom of any screen, after you log in.

[Contact Us](#) | [Help](#) | [Learn More](#) | [Security](#) | [Legal](#)